









A legacy of integrity.

For three generations, the Crane family has been in the business of making quality siding products. The Crane heritage is grounded in the American tradition of hard work, pleasure in craftsmanship, and satisfaction in a job well done. Today, Crane is a category leader in innovation and is committed to sustainability, resulting in beautiful, durable products you can depend on and be proud of.

American Dream™ Edge Performance Features

-  True-grain wood finish features the authentic, soft texture of real wood
-  No Painting. No Scraping. True Maintenance Freedom!
-  Special WindBracer® rolled-over nailing hem provides 155 mph windload performance
-  SlipStop® Lock system is engineered for great-looking installation every time
-  1/2" profile edge enhances the beauty and rigidity of each panel
-  .040" nominal thickness
-  Available in 15 colors
-  Lifetime Limited Warranty



American Dream™ Edge

The natural look that lasts.



For more design inspiration, visit
www.ExteriorPortfolio.com

Find us on Facebook.

American Dream™ Edge

Exterior Portfolio® by Crane

1441 Universal Road
PO Box 1058
Columbus, OH 43216
800.366.8472

© 2011 Exterior Portfolio® by Crane.

exterior
PORTFOLIO
by CRANE



Think outside.



exterior
PORTFOLIO
by CRANE



True-grain wood finish gives your home a beautiful, authentic, soft wood texture.

Elevate your exterior.

Give your home an appealing appearance that's sure to endure with **American Dream™ Edge**. With its exclusive WindBracer® wind-lock technology and durable profiles, American Dream Edge ensures that your home will maintain its beautiful, authentic, soft wood texture and finish. Exterior Portfolio has significantly enhanced American Dream Edge to make it the best value on the market. Available in Double 4", Double 4" Dutchlap, and Double 5" Dutchlap, there's an alluring American Dream Edge style to give your home the exact look you want.

Window & Door Trim



5" and 3.5" Window Lineal



Window Crown Molding



Windowsill Lineal

Window Crown Molding and Windowsill Lineal are only available in Aspen White, Country Beige and Clay.

Corners

For a decorative 3-piece corner system, combine the corner connector with any of the window styles.



3-Piece Corner System



5.5" Corner Post

Decorative Trim



Finish Board



Crown Molding

Accents that amplify.

SOLID CORE™ Architectural Essentials™ are the decorative window and corner systems, trim boards, crown moldings and other details that pull your entire exterior together. Made to match the aesthetics, quality and efficiency of Exterior Portfolio® by Crane, its attractive, soft-brushed finish looks like real painted wood trim. Architectural Essentials cover every area of your home, providing the perfect final touch. Most Architectural Essentials Accessories are available in the same gorgeous smart style color options as American Dream™ Edge. All are engineered to fit smoothly with any American Dream Edge design style you choose.



Exterior Portfolio® by Crane is more than beautiful, long lasting exterior products for your home. We believe in a sustainable future for everyone. For you, this means a home made from environmentally preferred materials. For us, it means cladding products offering benefits such as durability and low maintenance. All of our products provide a long service life that requires no harmful finishes. Because our commitment to the environment stretches from our home to yours, we engineer sustainable benefits into our product development process through innovations such as our **SmariTRACK™** moisture management system and **SOLID CORE™** insulation. To learn more, please visit www.exteriorportfolio.com.



American Dream™ Edge is available in all 15 colors listed above. Architectural Essentials™ Accessories are available in up to 20 colors depending on the product line.